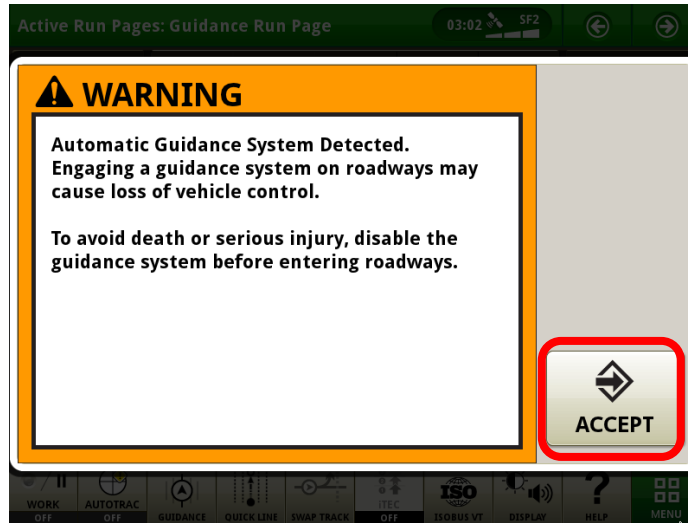


Generation 4 Command Center Quick Line

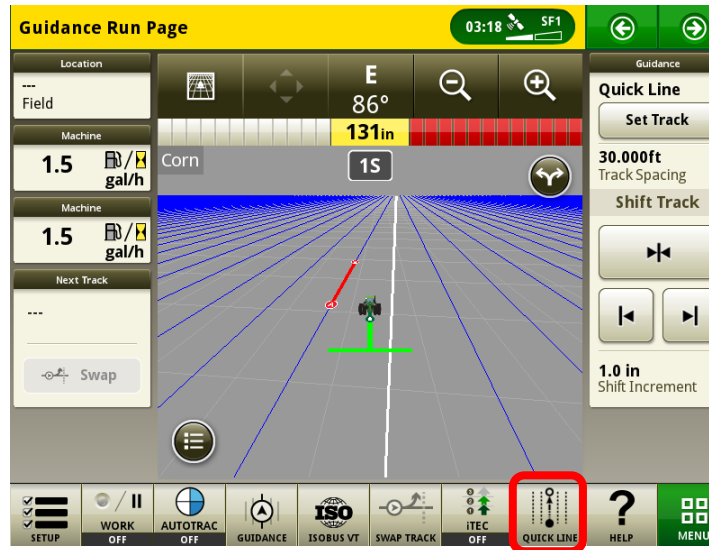


****No AutoTrac Warning Go To Step #2****

1. Press the “ACCEPT” button to advance to the Run Screen.



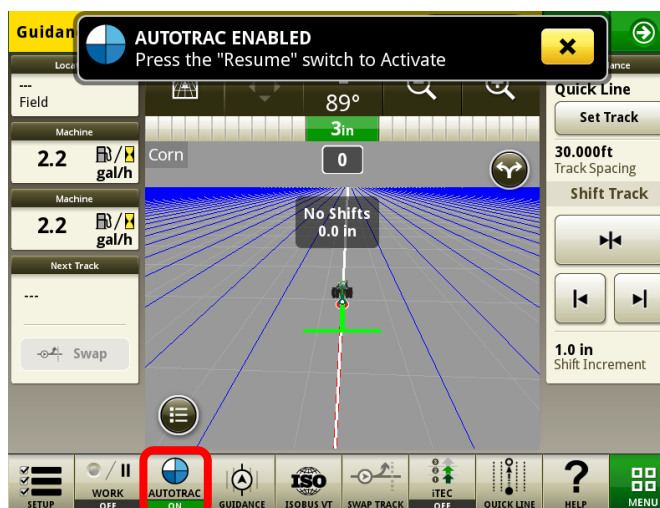
2. Press the "Quick Line" button on the Shortcut Bar.



3. After pressing the “Quick Line” button drive 50 feet and the display will snap a line.



4. Once the vehicle has driven 50 feet the display will enable autotrac. Three out of four pieces of the autotrac pie will be filled in.



5. Press the "Auto" button right beside the throttle on the tractor to engage autotrac. Make sure you are close to your line before engaging autotrac.

